

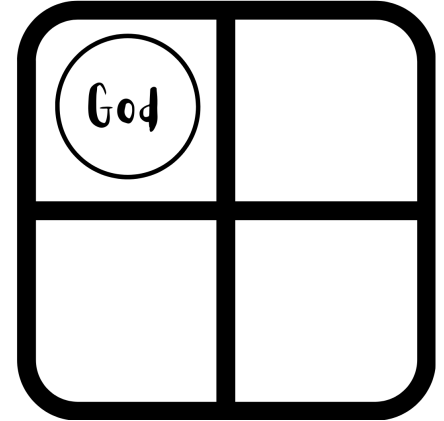
Circles of Belonging Gospel Presentation

This presentation method comes from *Evangelism Outside the Box* by Rick Richardson.

1. God's Original Circle

In the beginning, God created everything in existence (animals, trees, people, etc.), and he made everything to exist within His circle of belonging. That means that everything in existence, including us, was designed to be centered around and belong to God. **Ask: Have you ever desired to belong? Have you ever desired to belong to God or a higher power or wondered what that would be like?**


Draw a square and divide it into fours. In the top left square, write "God" and draw a circle around it.



2. Humanity Leaves God's Circle

However, every human being chooses to reject God and leave His circle. Instead, we choose to center our lives around other things (relationships, success, money, etc.). This rejection is called sin. This is problematic because we were not built to belong in any other circle but God's. **Talk about some things that you chose over God in the past.** Therefore, the only result of joining other circles is spiritual death!


In the top right square, draw symbols for things like relationships, good grades, etc. and draw circles around them. Finish the square by writing the word "Death" in the midst of the circles.



3. Jesus Comes to Earth

The Good News is that God still wants us to be in His circle, so He sent His son, Jesus Christ, to Earth to begin calling people back into the Circle of Belonging. Jesus, who is also God, told people to turn away from their sins and rejoin God's circle. He also perfectly exemplified what it means to live in God's circle. Because the religious leaders of Jesus' day hated his message, they had him arrested, put on trial under false pretenses, and ultimately killed on a Roman cross. While the religious leaders had their intentions to kill Jesus, God used Jesus' killing to pay the penalty all of us were meant to pay for our rebellion.


In the bottom left square, write the word "Jesus," then draw a circle around it. Draw the circle wide enough so that you can draw a cross



around the word “Jesus” as you explain his crucifixion. Finally, draw arrows toward Jesus from 4 directions as you explain God’s purpose for his killing.

4. Jesus Gives Us Access Back into the Circle of Belonging

The Good News continues, for Jesus did not stay dead! He rose from death three days after his killing, and thus defeated death. However, Jesus’ victory over death is not his alone. It is for every person that chooses to make Jesus their King and step into his Circle of Belonging. When you make this decision, it causes all aspects of your life to change. Your relationship with God changes because you are realigned with His heart. Your relationship with other followers of Jesus changes because we are all a part of the same circle and thus belong to a community. Your relationship with people who are not following Jesus changes, because you’re able to invite them to join the Circle of Belonging. Finally, your relationship with yourself changes, because now you know that you belong to God and are in His circle. That is your new and eternal identity.



In the bottom right square, write the word “Jesus” and draw two circles around it. Then draw four arrows going out from the word “Jesus” as you explain how our relationships change. UP = relationship with God, LEFT/RIGHT = relationship with other followers/relationship with not-yet-followers, DOWN = relationship with self.

5. Response

ALWAYS ALWAYS ALWAYS ASK THEM TO RESPOND!!!! You can simply ask them “How would you like to respond to that?” and wait for them to answer. If they choose Jesus, praise God! It’s time to get them connected with Gospel communities (BSM, church, etc.) and in a discipleship relationship. Ideally, YOU would be the one to start discipling them! If they do not choose Jesus, a great follow-up question is, “Are you curious about what we discussed today?” or, “Would you like to join me in spaces where we talk more about this?” (i.e. Bible study, BSM trip, etc.). Always look for an opportunity to invite them into further conversation. Respect hard “no’s.” We don’t want to be pushy or disrespectful.